



**OUTDOOR
REVOLUTION**
www.outdoor-revolution.com

Outdoor Leisure Range
2012

Lightweight awnings & driveaways...



www.outdoor-revolution.com



Compactalite Pro Range

Originally launched in 2010 were the exciting new Compactalite Pro's. Evolved from the very original Compactalites first launched by Outdoor Revolution 9 years ago, these awnings have developed into the most sophisticated range of lightweight awnings on the market.

Why Pro? - It's quite simple really.

- 1) We have now put the support pole on the inside of the awning with both horizontal and vertical adjustment and a very easy to use zip in system. This allows the pole to be tensioned to remove any slack from the awning roof.
- 2) We have beefed up the fabric to a 150D RIPSTOP Nylon.
- 3) We have beefed up the poles to Steel Legs (for extra Rigidity where needed, this has also allowed us to increase the internal headroom of the awning). The roof sections are fibre-glass for extra flexibility and ease of erection.

Not only that,

- 4) The Fabric has been upgraded to REVTEX 5000 waterproofing and the SUNPRO UV rating has improved to accommodate even the sunniest of European Summer days. Webbing pockets have also been sewn into the roof to allow roof tensioning bars to be used to remove any material slack in damp conditions.

And in addition to all these features,

- 5) The back of the awning now has rear pads which allow (by use of the optional pad poles) a much better weather seal in the awning against the caravan. (We recommend you purchase this option to benefit from the extra weather-proofing although it is by no means essential to the erection of your awning).
- 6) Storm Straps are also included as standard in this range.
- 7) The 250/325 & 400 have mesh panels and the 325 & 400 have a door canopy.

The Range

The Compactalite Pro range has now grown to accommodate different customer requirements, as the names suggest, we have different widths of awnings to cater for different caravans styles (window and vent locations.). As per the original sizes in 2009, the Compactalite pro 250 and 400 remain in the range as do the Compactalite Pro 200 and the Compactalite Pro 325. All the Compactalite pro sizes are available in 2 new colourways, Blue/Black and White and also Burgundy/Black and White.

Whatever your awning requirements, there is something here for everyone!

WB831 Blue Black White

Vision Windbreak



Vision Windbreak in coordinating colours with toughened ripstop fabric.



OR 1042 Burgundy Black White
OR 1043 Blue Black White

Compactalite Pro 325

Compactalite Pro 325. As the name suggests, the awning is 325cm wide and a standard 235cm depth. The Compactalite Pro 325 really is a great, easy to erect awning. The size means that it fits over the caravan door and can be positioned at the side of windows and vents.

Included is the back pad system which allows a much better weather seal in the awning against the caravan. In order to benefit from extra weather-proofing we would recommend purchasing the optional rear pad poles, although it is by no means essential to the erection of your awning. Also sewn into the roof section are webbing pockets which allow an optional roof tensioning bar (sold separately) to be used to remove material slack in damp weather conditions.

The Compactalite Pro 325 is Available in 2 colourways, Blue/Black and White and also Burgundy/Black and White.

Also available as an optional extra is a matching draught skirt to complement the awning experience.

Specification	
Fly	150D Oxford pu5000mm & 150D ripstop Oxford pu5000mm F/R with UV
Pole	Fibreglass & Steel poles
Peg	Steel pegs
Height Range	235cm to 250cm
Colour	Blue/B&W & Burgundy B&W
Net weight	20.6kg
Optional Extras	
Roof Pole	POL225
Pad Pole	POL220
Inner Tent	OR1046 and OR928
Liteweave	LW320
Matching Windbreak	Burgundy WB829 / Blue WB831

Floor plan dimensions		Key Features	
325cm	Front	125cm	ND
	Back	130cm	CV
			ZC
			RF
			IT
			SP
			BP

LITWEAVE

SUNPRO UV

Designed to fit all caravans with an awning rail height from 235cm to 250cm

RevTex 5000

*Please note that colour variance may occur from products shown. Details correct at time of going to press & may be subject to change.

Compactalite Pro 200

Originally launched in 2010, the **Compactalite Pro 200** is 200cm wide awning with a standard 235cm depth. The Compactalite Pro 200 is a great porch awning and is really easy to erect. The size means that it fits over the caravan door and allows useable space within the awning. Also included is the back pad system which allows a much better weather seal in the awning against the caravan. In order to benefit from extra weatherproofing we would recommend purchasing the optional rear pad poles, although it is by no means essential to the erection of your awning. The Compactalite Pro 200 is Available in 2 colourways, Blue/Black and White and also Burgundy/Black and White. Also available is a matching draught skirt as an optional extra to complement the awning experience.

OR 1038 **Black** **Burgundy** **White**
OR 1039 **Black** **Blue** **White**



Designed to fit all caravans with an awning rail height from 235cm to 250cm

Rear pad system.

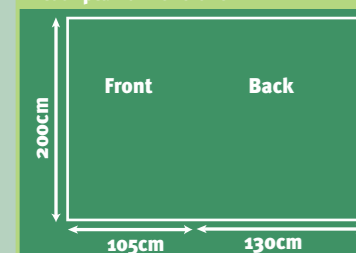
Specification

Fly	150D Oxford pu5000mm & 150D ripstop Oxford pu5000mm F/R Fibreglass & Steel poles
Pole	Steel pegs
Peg	235cm to 250cm
Height Range	Blue/B&W & Burgundy B&W
Colour	16kg
Net weight	

Optional Extras

Optional Extras	Code
Roof Pole	POL224
Pad Pole	POL220
Inner Tent	N/A
Matching Draft Skirt	OR 1030
Liteweave	LW220
Matching Windbreak	Burgundy WB829 / Blue WB831

Floor plan dimensions



Key Features

- ND
- CV
- ZC
- RF
- BP
- SP



Vision Windbreak

WB831 **Blue** **Black** **White**



Vision Windbreak in coordinating colours with toughened ripstop fabric.



Stability straps included.



Designed to fit all caravans with an awning rail height from 235cm to 250cm

WB 829 **Burgundy** **Black** **White**

Vision Windbreak



Vision Windbreak in coordinating colours with toughened ripstop fabric.

Compactalite Pro 250

Compactalite Pro 250. As the name suggests, the awning is 250cm wide and a standard 235cm depth. **The Compactalite Pro 250** is a great awning and is really easy to erect. The size means that it fits over the caravan door and allows useable space within the awning. Included is the back pad system which allows (by use of the optional pad poles) a much better weather seal in the awning against the caravan. We recommend you purchase this option to benefit from the extra weather-proofing although it is by no means essential to the erection of your awning. Also sewn into the roof section are webbing pockets which allow an optional roof tensioning bar (sold separately) to be used to remove material slack in damp weather conditions. The Compactalite Pro 250 is Available in 2 colourways, Blue/Black and White and also Burgundy/Black and White. Also available are matching draught skirts to complement your awning experience. (Sold separately)

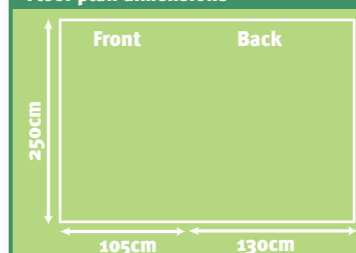
Specification

Fly	150D Oxford pu5000mm & 150D ripstop Oxford pu5000mm F/R Fibreglass & Steel poles
Pole	Steel pegs
Peg	235cm to 250cm
Height Range	Blue/B&W & Burgundy B&W
Colour	17.3kg
Net weight	

Optional Extras

Optional Extras	Code
Roof Pole	POL224
Pad Pole	POL220
Inner Tent	OR1046 and OR928
Matching Draft Skirt	OR1031
Matching Draft Skirt	OR1030
Liteweave	LW250
Matching Windbreak	Burgundy WB829 / Blue WB831

Floor plan dimensions



Key Features

- ND
- CV
- ZC
- RF
- IT
- SP
- BP

Compactalite Pro 400

The **Compactalite Pro 400**, As the name suggests, is 400cm wide and a standard 235cm depth. The Compactalite Pro 400 is a great, easy to erect awning. The size means that it fits over the caravan door and can be positioned at the side of windows and vents. The 400 also comes with a back pad system which allows a much better weather seal in the awning against the caravan. In order to benefit from extra weather-proofing we would recommend purchasing the optional rear pad poles, although it is by no means essential to the erection of your awning. Also sewn into the roof section are webbing pockets which allow an optional roof tensioning bar (sold separately) to be used to remove material slack in damp weather conditions. The Compactalite Pro 400 is Available in 2 colourways, Blue/Black and White and also Burgundy/Black and White. Also available is a matching draught skirt as an optional extra to complement the awning experience.

OR 1044	Black	Burgundy	White
OR 1045	Black	Blue	White



Designed to fit all caravans with an awning rail height from 235cm to 250cm

Specification	
Fly	150D Oxford pu5000mm & 150D ripstop Oxford pu5000mm F/R with UV Fibreglass & Steel poles
Pole	Steel poles
Peg	235cm to 250cm
Height Range	Blue/B&W & Burgundy B&W
Colour	21.8kg
Net weight	
Optional Extras	
Code	
Roof Pole	POL225
Pad Pole	POL220
Inner Tent	OR1046 and OR928
Liteweave	LW400
Matching Draft Skirt	OR1032
Matching Windbreak	Burgundy WB829 / Blue WB831

Floor plan dimensions		Key Features	
Front	Back	ND	CV
105cm	130cm	ZC	RF
		IT	SP
		BP	



Inner Tent for Compactalite 250/325 /400

Vision Windbreak

WB 829	Burgundy	Black	White
--------	----------	-------	-------



Vision Windbreak in coordinating colours with toughened ripstop fabric.



OR 1120	Black	Anthracite	Silver
---------	-------	------------	--------

Designed to fit all caravans with an awning rail height from 235cm to 250cm

The exclusive design has many unseen features, the main living area is 325cm, and the annexe 150cm, totalling 475cm, the new annexe concept incorporated into the product allows a comfortable two person sleeping compartment (complete with removeable inner tent), safe and secure with a funky window system for light in the day and covered by night, this can also be used for a storage compartment to keep the awning free of clutter in the day and has two panels at the front that roll to the centre to allow the awning to be fully open or the smaller traditional awning doors can be used either side in less favourable conditions. There is a large side door which is wide enough for wheelchairs or mobility scooters to pass through and also includes a mesh panel. This awning comes complete with back pads for quality fit and draught reduction and our now legendary zip in quality curtains for security and ease of use. The awning has more traditional loops at the base which are more friendly and easily replaceable. The Compactalite Pro Carbon represents the most up to date, functional, and performance driven awning on the market for the discerning caravanner, coupled with our exclusive liteweave quality carpeting this is the perfect combination.

See www.outdoor-revolution.co.uk for further product details.



LITWEAVE SUNPRO UV RevTex 5000

Compactalite Pro Carbon EX

The exciting and exclusive new **Compactalite Pro Carbon EX** is the awning of the future today!! Manufactured to Outdoor Revolutions exacting standards, and incorporating our exclusive registered design and carbon lite technology, this brand new concept awning crosses the strengths of a more traditional framed awning using carbon lite technology, with the benefits of a lightweight awning, easy to care for and erects in minutes. The Outdoor Revolution design team have again created an evolutionary product, backed with our exclusive factory quality that leads the way in awning design, and performance. 'feel the difference' revtex 5000 heavy duty polyester ensures long service and waterproofing unsurpassed in the market place. Sun pro UV our ultra violet protection is used on the roof for extra guard from the elements, even the new colourway is a cool and modern contemporary look to compliment your caravan.

Specification	
Fly	150D Oxford pu5000mm & 150D ripstop Oxford pu5000mm F/R
Pole	CARBON-LITE
Peg	Steel pegs
Height Range	235cm to 250cm
Colour	Black/Anthracite/Silver
Net weight	23kg
Optional Extras	
Code	
Roof Pole	Included
Pad Pole	POL220
Liteweave	LW325
Matching Windbreak	N/A
Inner Tent	OR1046

Floor plan dimensions		Key Features	
Annexe always to the left hand side facing			
Back	Front	ND	CV
250cm	135cm	ZC	RF
		BP	SP

Compactalite 325 Pro Carbon - New for 2012

OR 12420 Black Anthracite Silver

The **Compactalite Pro 325** is the long awaited addition to the pro carbon range, with virtually the same exceptional features as the Compactalite Pro Carbon Ex but without the integral annexe. The contemporary design and colour way will compliment any caravan. The main living area is 325cm by 250cm and with the front pole design you have additional headroom compared to the more traditional lightweight awnings. The exclusive Carbon-lite frame not only makes this awning amongst the easiest to erect, it also makes it the lightest and one of the strongest in the marketplace. The windows have internal zipped blinds for extra privacy. Both side panels have front and rear vents plus mesh in the extra wide door for additional ventilation. The awning has detachable pegging points and the option of veranda style front panels for those sunnier days. A top vent is provided to help air circulation. The Compactalite Pro Carbon 325 also comes with rear back pads; and if used together with optional back poles will help improve the seal against your caravan. The internal goalpost bracing frame and storm straps makes this awning one of the most sturdy in its class. The double rip stop fabric (technical name, REVTEX 5000drs) and Sun Pro material together with the Carbon-lite frame gives you the strength of a full awning but can be erected in a fraction of the time. So you can spend more time enjoying your holiday.

To compliment this awning a matching draught skirt, inner-tent and liteweave carpet are available.



RevTex 5000

Designed to fit all caravans with an awning rail height from 235cm to 250cm

RevTex 5000

LITEWEAVE SUNPRO UV

CARBON FRAME TECHNOLOGY

The **CARBON-LITE** technology frame system has been designed specifically for this product, including adjustable interior bracing pole, and the new adjustable exterior leg poles for a complete fit in all situations. Lightweight, corrosion free, modular and extremely strong which gives years of service.

Specification	
Fly Pole	68D 190T Polyester PU3000mm, FR
Pole	19mm steel pole
Peg	Steel pegs
Height Range	235cm to 250cm
Colour	Black/Silver/Lime
Net weight	9.61kg
Optional Extras	
Code	
Pad Pole	POL220
Inner Tent	Will take inner
Liteweave	LW260
Floor plan dimensions	
Key Features	
ND	CV
ZC	
BP	



OR 1111 Black Silver Lime

LITEWEAVE

Designed to fit all caravans with an awning rail height from 235cm to 250cm

RevTex 3000

Porchlite 280

The **Porchlite 280** was new in the range for 2011 and is a really easy, lightweight awning to erect by way of the single pole system. The floor plan of the awning is 280cm x 240cm. Included as standard is the back pad system which; with the use of the rear pad poles (optional extra) can be used to create an improved weather seal against the caravan. The single steel pole is adjustable to compensate for undulating ground. The large front windows and light coloured fabric make the awning especially pleasant to use. The large side doors are really useful and also make wheelchair access very easy if this is an issue. Approximate weight is 10KG

For further product details see:
www.outdoor-revolution.co.uk

Specification	
Fly Pole	68D 190T Polyester PU3000mm, FR
Pole	19mm Steel poles
Peg	steel pegs
Height Range	235cm to 250cm
Colour	Blue/B&W & Burgundy B&W
Net weight	12kg
Optional Extras	
Code	
Roof Pole	POL225
Inner Tent	OR1046
Liteweave	LW320
Floor plan dimensions	
Key Features	
ND	CV
ZC	
IT	
BP	



OR 1190 Black Silver Lime

LITEWEAVE

Designed to fit all caravans with an awning rail height from 235cm to 250cm

RevTex 3000

Spacelite

The **Spacelite** name will be familiar to followers of Outdoor Revolution product as this was originally launched as a concept product in 2007. The main design feature of this awning is that the awning canvas can be rolled up into the bag which stays attached to the caravan rail. This naturally allows easier set up the next time the awning is erected and makes the Spacelite an ideal companion when touring. The front pole is steel with an adjustable leg to compensate for undulating ground. The floor plan of the awning is 325cm x 240cm. The large front windows and light coloured fabric make the awning especially pleasant to use. The large side doors are really useful and also make, for example, wheelchair access very easy. Approximate weight is 12KG.

Image below shows the awning rolled up into the bag, still attached to the caravan.



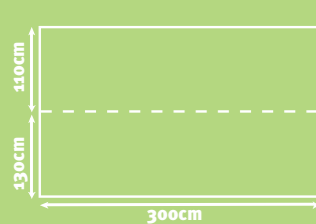
Specification	
Fly Pole	300D REVTEX 5000 DRS
Pole	CARBON-LITE Carbon Fibre
Peg	Steel
Height Range	235cm - 250cm
Color	Black / Anthracite / Silver
Net weight	Approx 20kg
Optional Extras	
Code	
Matching Draft Skirt	OR1032
Inner Tent	OR1046
Back Pad Pole	POL225
Liteweave	LW320
Adjustable Roof Pole	POL220
Windbreak	OR12670
Floor plan dimensions	
Key Features	
ND	CV
ZC	RF
BP	SP
	IT



Tech Canopy - New for 2012

The **Tech Canopy** is a new addition to the already very successful Outdoor Revolution Easi-Canopy range.

The tech canopy has all the features of a standard canopy but with the added benefit of side panels including windows to protect you from the elements without restricting your view. It is made from revolutionary REVTEX 5000DRS and comes complete with 3 stability straps, making it one of the most substantial canopies in the market place. With the one pole quick erect system it also makes it one of the fastest and easiest to erect. Available in 3 different heights 180cm to 220cm, 230cm to 250cm and 240 to 270cm the tech canopy is suitable for most leisure vehicles, caravans or motorhomes. Fitted with twin beading it can either attach to your awning channel or a wind-out awning. At 3mtrs wide and 240cm deep it can be positioned where needed along the straight roof section of the vehicle. The very modern colour-way and style of the canopy will complement anyone's holiday and is sure to turn heads.

Specification	
Pole	Steel
Peg	Steel Pegs
Colour	Charcoal/Grey/Silver
Net weight	7.7kg (approx)
Fabric	300D REVTEX 5000 DRS
Storm Straps	YES
Valise	YES
Height Range	
Tech-Canopy 200	180cm - 220cm
Tech-Canopy 240	220cm - 250cm
Tech Canopy 300	240cm - 270cm
Floor plan dimensions	
	
Key Features	
ND	CV
SP	RF



TECH-CANOPY 240

RevTex 5000

SUNPRO UV



TECH-CANOPY 200



TECH-CANOPY 300

TECH-CANOPY 200

Designed to fit small to medium sized campervans and motorhomes from 180cm to 220cm high

TECH-CANOPY 240

Designed to fit caravans and motorhomes from 220cm to 250cm high

TECH-CANOPY 300

Designed to fit coachbuilt motorhomes from 240cm to 270cm high



LITWEAVE

SUNPRO UV



Designed to fit all caravans with an awning rail height from 235cm to 250cm & small to medium campervans & motorhomes from up to 250 cm high.

RevTex 5000



Twin Piping.



OR 1116 Blue Black White

Techlite Pro XL



SUNPRO UV

LITWEAVE



Designed to fit motorhomes / caravans from 250cm to 270cm high.

RevTex 5000

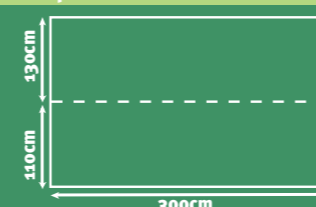
Techlite Pro L

The **Techlite Pro** range is a fantastic, easy to use and incredibly light awning for your caravan or motorhome. The clever part is that we have stitched both 6mm and 4mm awning channel into the back of the awning, designed to slide into the front narrow gauge channel of wind-out canopies or into regular caravan /drive away awning channel. The large front windows and light coloured roof fabric make the awning especially pleasant to use. The large side doors are really useful and also make for example, wheelchair access very easy. The Fabric construction is 150D Ripstop Oxford PU with the REVTEX5000 waterproofing.

To compensate for height differences in caravans, Outdoor Revolution have made the single front pole adjustable in height and also sewn the mud-walling on the inside to allow a better fit on hard-standing pitches. The Techlite Pro L & XL have the back pad weather seal (rear pad poles sold separately) and the fabric has the SUNPRO UV rating. Fully adjustable Pro L height: 235cm - 250 cm / for motorhome or caravan. Fully adjustable Pro XL height: 250cm - 270 cm / for motorhomes

Available in 2 colourways, Blue/Black/White or Burgundy/Black/White. Also available are matching draught skirts to complement your awning experience. (Sold separately)
Width: 300cm. Depth: 240 cm

Specification	Techlite Pro L	Techlite Pro XL
Fly	150D Oxford /150D ripstop	150D Oxford /150D ripstop
Pole	19mm steel pole	19mm steel pole
Peg	Steel pegs	Steel pegs
Height Range	235cm to 250cm	250cm to 270cm
Colour	Burgundy/black/white Blue/black/white	Burgundy/black/white Blue/black/white
Net weight	11.6kg	14.2kg
Optional Extras	Code	Code
Pad Pole	POL220	POL220
Inner Tent	OR1046	OR1046 and OR928
Liteweave	LW302	LW302
Windbreak	Burgundy WB829 / Blue WB831	Burgundy WB829 / Blue WB831

Floor plan dimensions	Key Features
	ND CV ZC RF IT SP BP

Please visit our website
for full details of all
our lightweight awnings
www.outdoor-revolution.com
www.blue-diamond-products.co.uk

Motorhome Drive Away Awnings

Locate a dealer
www.outdoor-revolution.com

2012

Motorhome Drive Away Awnings

Movelite Square

The **Movelite** is a Free standing awning, ideal for smaller motorhomes (up to 230 cm high) van conversions, Eriba caravans, Trigano Rubis, Trigano Rapido, various 4x4's and MPV's.

For 2012 the highly sought after Movelite drive away awning takes on a new look. The traditional pre bent poles remain, (offering maximum headroom) as does the stability strap system fixing points. The look of the awning has been improved with the introduction of the large side doors to give the whole awning a gazebo feel during the daytime. Also added is the rear tension straps which are designed to take up any slack in the rear cowl when used with lower height vehicles. The clip in tray groundsheet allows a luxury awning carpet to be laid inside the awning to give a home from home feel. By purchasing the optional inner tent, the Movelite Square can also be used as a sleeping tent for the holiday guests. The Movelite square can be used as a drive away awning with our optional fixing kit, or through the use of the unique tying system which comes as part of the Movelite awning. The Movelite fits into a handy compact valise for easy storage.

Approximate Weight 12.5kg
Fully adjustable height: 180cm - 240 cm.



Specification	
Fly	68D 190T Polyester PU3000mm, FR
Pole	12.7mm Fibreglass
Peg	Steel pegs
Height Range	180cm to 240cm
Colour	Blue/Black/White
Net weight	12.5kg
Optional Extras	
Inner Tent	OR1156
Liteweave	LW240
Carpet	OR1157
Matching Windbreak	WB831
Floor plan dimensions	
Key Features	
<p>ND CV</p> <p>ZC IT</p>	

Specification	
Fly	68D 190T Polyester PU3000mm, FR
Pole	12.7mm Fibreglass
Peg	Steel pegs
Height Range	240cm to 290cm
Colour	Blue/Black/White
Net weight	14.5kg
Optional Extras	
Inner Tent	OR1156
Liteweave	LW305
Carpet	OR1159
Matching Windbreak	WB831
Floor plan dimensions	
Key Features	
<p>ND CV</p> <p>ZC IT</p>	



Movelite XL

The **Movelite XL** is our leading multi-purpose drive away awning product to fit all coach built motorhomes, up-to 9 feet high. The whole awning is very compact and very versatile. The Movelite XL has an extremely easy to erect design. It has a zip front door with two full side doors. Now Included are the rear tension straps which are designed to take up any slack in the rear cowl when used with lower height vehicles. The clip in tray groundsheet allows a luxury awning carpet to be laid inside the awning to give a home from home feel.

By purchasing the optional inner tent, the Movelite XL can also be used as a sleeping tent for the holiday guests.

The Movelite XL can be used as a drive away awning with our optional fixing kit, or through the use of the unique strap system which comes as part of the Movelite XL. The Movelite XL fits into a handy compact valise for easy storage. Fully adjustable height: 220-290 cm.

Approximate Weight 14.5kg

Movelite Midi

The **Movelite Midi** is a Free standing awning, ideal for smaller motorhomes (up to 240 cm high) van conversions, Eriba caravans, Trigano Rubis, Trigano Rapido, various 4x4's and MPV's. The main advantage of this awning is the wider rear cowl allowing sliding doors (for example in VW transporters vans) to open within the rear cowl.

Like the Movelite Square the awning comes with the stability strap system fixing points and the rear tension straps which are designed to take up any slack in the rear cowl when used with lower height vehicles. The clip in tray groundsheet allows a cosy awning carpet to be laid inside the awning to give a home from home feel.

By purchasing the optional inner tent, the Movelite Midi can also be used as a sleeping tent for the holiday guests.

The Movelite Midi can be used as a drive away awning with our optional fixing kit, or the rear cowl can be tied back until your return. The Movelite Midi fits into a handy compact valise for easy storage.

Approximate Weight 13kg



Specification	
Fly	68D 190T Polyester PU3000mm, FR
Pole	Fibreglass
Peg	Steel pegs
Height Range	180cm to 240cm
Colour	Blue/Black/White
Net weight	13kg
Optional Extras	
Inner Tent	OR1156
Liteweave	LW302
Cosy Carpet	OR1158
Matching Windbreak	WB831
Floor plan dimensions	
Key Features	
<p>ND CV</p> <p>ZC IT</p>	

Specification	
Fly	68D 190T Polyester PU3000mm FR
Pole	12.7mm Fibreglass
Peg	Steel pegs
Height Range	240cm to 290cm
Colour	Blue/Black/White
Net weight	22kg
Optional Extras	
Inner Tent Option	OR1156
Liteweave	LW305
Carpet	OR1159
Matching Windbreak	WB831
Floor plan dimensions	
Key Features	
<p>ND CV</p> <p>ZC IT</p>	



Movelite XLF Family

Introducing the new exciting **Movelite XL family**. Here is an incredibly versatile drive away awning for Coach-built motorhome with the inclusion of a 4 person sleeping annexe and inner tent. The whole sleeping area can be closed off making the space useful for storage if the sleeping facility is not required.

The Movelite XL family is a multi-purpose drive away awning product to fit all coach built motorhomes, up-to 9 feet high. The whole awning is very compact and very versatile. The Original Movelite XL family has an extremely easy to erect design. It has a zip up front door, the ground sheet is also included and it comes complete with pegs and guylines. The Movelite XL family can be used as a drive away awning with our optional fixing kit, or by the use of the unique strap system which comes as part of the awning. The Movelite XL family fits into a handy compact valise for easy storage. The Height is fully adjustable from 220-290 cm.

Approximate Weight 22kg

Premium Motorhome Drive Away Awnings

Locate a dealer
Tel: 01924 410050

2012

Utility Tents

Navigator Kombi

OR 1062 Blue Black White



RevTex 3000



Designed to fit Small to medium sized Campervans and motorhomes from 180cm to 210cm high

COSYCARPET

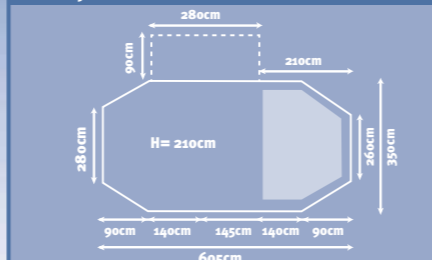
Specification

Fly	68D 190T Polyester PU3000mm FR
Pole	12.7mm Fibreglass
Peg	Steel pegs
Height Range	180cm to 210cm
Colour	Blue/Black/White
Inner Tent	Included
Net weight	21kg

Optional Extras

Footprint Groundsheet	OR1029
Carpet	OR1144
Matching Windbreak	WB831

Floor plan dimensions



Key Features

ND CV ZC

Movelite Quattro

OR 1154 Blue Black White



RevTex 3000



Designed to fit Small to medium sized Campervans motorhomes from 180cm to 240cm high

COSYCARPET

LITEWEAVE

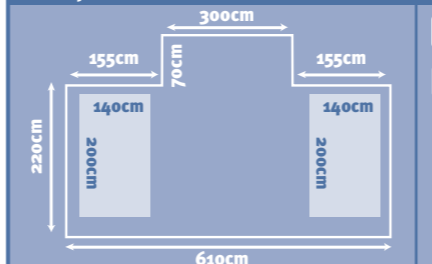
Specification

Fly	68D 190T Polyester PU3000mm FR
Pole	Fibreglass
Peg	Steel pegs
Height Range	180cm to 240cm
Colour	Blue/Black/White
Net weight	20kg

Optional Extras

Liteweave	LW240
Carpet	OR1157
Matching Windbreak	WB831

Floor plan dimensions



Key Features

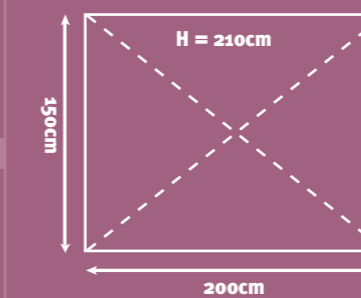
ND CV ZC

Specification

Fly	68D 190T Polyester PU3000mm, FR
Pole	Fibreglass
Peg	Steel pegs
Colour	Black/Silver/Burgundy
Net weight	3.33kg

Key Features

ND CV

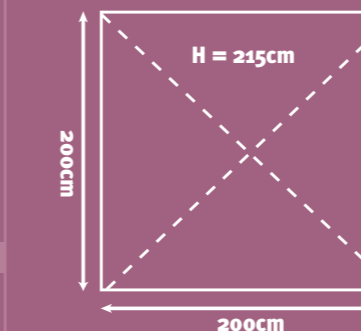


Specification

Fly	68D 190T Polyester PU3000mm, FR
Pole	Fibreglass
Peg	Steel pegs
Colour	Black/Silver/Burgundy
Net weight	4.5kg

Key Features

ND CV



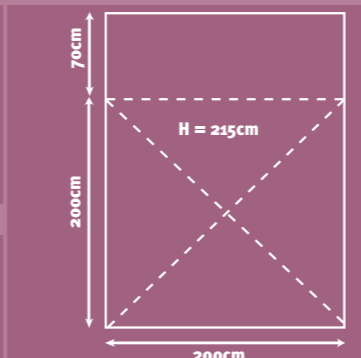
Specification

Fly	68D 190T Polyester PU3000mm, FR
Pole	Fibreglass
Peg	Steel pegs
Height Range	180cm to 240cm
Colour	Black/Silver/Burgundy
Net weight	4.7kg

Key Features

ND CV

Designed to fit Small to medium sized Campervans and motorhomes from 180cm to 240cm high



Outhouse Double

OR 1080 Blue Black White



RevTex 3000

The **Outhouse Double** is a larger version of the Single outhouse, i.e. a versatile utility, toilet or storage tent. It is very easy to erect with pre-bent poles. It is fully ventilated at the rear, with a role up window. The Outhouse contains a hook at the top for hanging of a light or solar shower and the front of the Outhouse has a Pocket to store toilet roll. It has fully taped seams making it fully waterproof. The Outhouse is one of the fastest selling utility tents in the UK.

Outhouse XL

OR 1081 Blue Black White



RevTex 3000

The **Outhouse XL** is the largest utility tent in the Outdoor Revolution range. Complete with all the features of the double Outhouse including groundsheet, fluorescent guy lines and interior storage pocket, with the added benefit of more outdoor cover. Canopy poles are sold separately.

For further product details see:
www.outdoor-revolution.co.uk

Outhouse Handi

OR 1082 Blue Black White



RevTex 3000

The **Outhouse Handi** is the largest utility tent in the Outdoor Revolution Outhouse range. This is an ideal handi drive away awning for people looking for something quick and easy to erect to offer protection from the elements. The back system has awning channel which can be slid into awning rail or attached to a wind-out awning via a compatible Outdoor Revolution Drive away kit. Complete with all the features of the Double Outhouse including groundsheet, fluorescent guy lines and interior storage pocket, with the added benefit of more outdoor cover. Canopy poles are sold separately.

Movelite Pro Carbon Range - New for 2012

The Movelite Pro Carbon range is the ultimate in quality and innovation. Using Revtex 5000drs and our revolutionary Carbon-lite frame it makes the Pro Carbon range not just one of the strongest drive away awnings in the market place but also one of the lightest and quickest to erect, the Revtex 5000drs gives you the strength and versatility to be able to use the drive away awning on most types of holidays and short breaks whilst the Carbon-lite frame is not only quick to erect, it also gives you a lightweight frame without compromising on strength or durability. The front canopy gives you protection over the front door and either (or both) side panels can be removed if you wish to add an optional annexe for either an extra bedroom or simply storage. The front panel can be rolled back to give you an open plan space and the connection tunnel at the rear not only has skylights but it also gives you ample access to your van and can be used as an extra storage area. The internal bath tub groundsheet keeps out draughts and rain within the awning and the pole structure gives maximum living area ideal for those longer holidays



Designed to fit coachbuilt motorhomes from 240cm to 290cm high

Movelite Pro Carbon XL - New for 2012

Ideal for coach-built motorhomes with a back tunnel height range of 240cm to 290cm and a floor area of 3.5mtr by 3mtr this awning has one of the biggest living areas in its class.



OR 12205 Graphite Reflective

RevTex 5000 LITEWEAVE SUNPRO UV

Specification	
Fly	150d polyester REVTEX5000DRS
Pole	CARBON-LITE Carbon Fibre
Peg	Steel Pegs
Height Range	240cm-290cm
Colour	Graphite / Reflective
Net weight	21.56kg approx
Optional Extras	
Zip on Annexe	OR12210
Inner Tent	OR1156
Windbreak	WB12670
Drive Away Kit	OR531/532
Pole and Clamp Kit	POL230
Floor plan dimensions	
Key Features	
ND	CV
ZC	RF
BP	SP
	IT



OR 12200 Graphite Reflective



Designed to fit smaller motorhomes and van conversions from 190cm to 240cm high

CARBON FRAME TECHNOLOGY

The CARBON-LITE technology frame system has been designed specifically for this product, including adjustable interior bracing pole, and the new adjustable exterior leg poles for a complete fit in all situations. Lightweight, corrosion free, modular and extremely strong which gives years of service.



SUNPRO UV LITEWEAVE RevTex 5000

Movelite Pro Carbon Midi - New for 2012

Ideal for smaller motor homes and van conversions, with a tunnel height range of 190cm to 240cm and a floor area of 3mtr by 2.4mtr this is the smallest in the pro carbon range.



Specification	
Fly	150d polyester REVTEX 5000DRS
Pole	CARBON-LITE Carbon Fibre
Peg	Steel Pegs
Height Range	190cm - 240cm
Colour	Graphite / Reflective
Net weight	See website
Optional Extras	
Zip on Annexe	OR12210
Inner Tent	OR1156
Drive Away Kit	OR531/532
Pole and Clamp Kit	POL230
Floor plan dimensions	
Key Features	
ND	CV
ZC	RF
BP	SP
	IT

Drive Away Awnings

Locate a dealer
Tel: 01924 410050

2012

Campervan Drive Away Awnings

Momentum Cayman - New for 2012

This drive away awning may be at a budget price but still has the fantastic quality and features of the Outdoor Revolution Brand. The Momentum Cayman has a back tunnel height range of 180cm to 240cm, ideal for campervans and van conversions. Also incorporated is a sewn in groundsheet, which should be ideal for those damper days. The two side doors can be rolled back and the front panel rolled up to give the awning a gazebo like feel. The top vent gives extra ventilation on warmer days. The floor area of 3m x 2.8m makes the Momentum Cayman an ideal place for your table and chairs or simply as a little bit of extra storage.



The contemporary colour-way and design would complement any vehicle and should make your holiday enjoyable and one to remember.



OR 1210 Blue Black

RevTex 3000



Designed to fit Small to medium sized Campervans and motorhomes from 180cm to 240cm high

LITEWEAVE

Specification	
Fly	68D 190T Polyester REVTEX 3000
Pole	Fibreglass Poles
Peg	Steel Pegs
Height Range	180cm - 240cm
Colour	Blue / Black
Net weight	
Optional Extras	
Code	
Drive Away Kit	OR531/532
Pole and Clamp Kit	POL230
Floor plan dimensions	
Key Features	
ND	CV

Specification	
Fly	68D 190T Polyester PU2000mm FR
Pole	Fibreglass
Peg	Steel pegs
Height Range	180cm to 240cm
Colour	Black/Silver Grey/Orange
Net weight	13.95kg
Optional Extras	
Code	
Liteweave	LW302
Floor plan dimensions	
Key Features	
ND	CV



OR 1162 Black Silver Grey Orange

LITEWEAVE



Designed to fit Small to medium sized Campervans and motorhomes from 180cm to 240cm high

RevTex 2000

Touring XS

The Touring XS has all the benefits of the Touring X but with the added advantage of the deeper floor plan. The depth of the awning is actually 240cm x 300cm. As standard, the Touring XS complete with groundsheet, guy lines and interior storage pocket, with the added benefit of a canopy door. Canopy poles are sold separately. Approximate Weight 11.7KG



OR 1161 Black Silver Grey Orange

RevTex 2000



Designed to fit Small to medium sized Campervans and motorhomes from 180cm to 240cm high

LITEWEAVE

Specification	
Fly	68D 190T Polyester PU2000mm FR
Pole	Fibreglass
Peg	Steel pegs
Height Range	180cm to 240cm
Colour	Black/Silver Grey/Orange
Net weight	11.7kg
Optional Extras	
Code	
Liteweave	LW302
Floor plan dimensions	
Key Features	
ND	CV
IT	

Specification	
Fly	68D 190T Polyester PU2000mm FR
Pole	Fibreglass
Peg	Steel pegs
Height Range	180cm to 220cm
Colour	Black/Silver Grey/Orange
Net weight	17.44kg
Inner Tent	Included
Floor plan dimensions	
Key Features	
ND	CV
IT	



OR 1163 Black Silver Grey Orange

LITEWEAVE



Designed to fit Small to medium sized Campervans and motorhomes from 180cm to 220cm high

RevTex 2000

Touring XLS

The **Touring XLS** has all the benefits of the Touring XS but with the added advantage of the attached 2 person sleeping annex with inner tent (included as standard) which is designed to accommodate a standard double air bed. The main depth of the awning is actually 240cm x 300cm. As standard, the Touring XLS complete with groundsheet, guy lines and interior storage pocket, with the added benefit of more outdoor cover. Canopy poles are sold separately. Approximate Weight 13.95KG



Touring XLS interior, inner included

Touring TX

The **Touring TX** is an ideal drive away awning for campervans including VW's Type 1, 2 T5's, Transporters and Mazda Bongos. The easy assemble tunnel design is ideal for people looking for something quick and easy to erect to offer protection from the elements. The back system has awning channel which can be slid into awning rail or attached to a wind-out awning via a compatible Outdoor Revolution Drive away kit (optional extra). The floor plan is 370cm x 300cm which allows for sliding doors to be opened under the cover of the rear cowl. The fabric used is 190T Polyester, a durable, waterproof and long lasting fabric and the awning has both a large roll up front door and side door for complete flexibility. Included with the Touring TX is a 2 person sleeping inner-tent designed to accommodate a standard double air bed. Complete with groundsheet, guy lines and interior storage pocket, with the added benefit of more outdoor cover. Canopy poles are sold separately. Weight 17.5KG



**OUTDOOR
REVOLUTION**
www.outdoor-revolution.com

Accessories - 2012

LED Lighting System



Universal Annexe



Outdoor Furniture



Portable Toilet



Chemicals



Camping Carpet



Boxed Pegs



Please visit our website for full details of all our accessories

www.outdoor-revolution.com
www.blue-diamond-products.co.uk

Locate a dealer
Tel: 01924 410050

CARAVAN CARE & TOILET CHEMICALS FOR CARAVAN & CAMPING
Congratulations on your purchase of a Blue Diamond Product

Did you know, Blue Diamond Products have been manufacturing toilet fluids and caravan cleaners in the UK for over 25 years. To get the best out of your flushing toilet and help maintain the seals, we recommend you only use Blue Diamond Toilet fluids and bowl cleaners available in all good caravan and camping dealers.

Visit the website for more details: www.blue-diamond-products.co.uk

SPECIAL PROMOTIONS

CARAVAN CARE TRIGGER SPRAYS

PORTABLE TOILETS

Caravans Motor homes Camping Boasting
Blue Diamond Products Ltd Hockmolehoke, West Yorkshire, Tel: (01924) 410050

ALL NEW ELECTRICAL & HEATING FOR CARAVAN & CAMPING
See the ALL NEW range on our website
*including caravanning & other camping essentials

LOW WATTAGE KETTLES

LOW WATTAGE CONVECTION OVENS

LOW WATTAGE TOASTERS

GAS HEATERS

Caravans Motor homes Camping Boasting
Blue Diamond Products Ltd Hockmolehoke, West Yorkshire, Tel: (01924) 410050

